

S U C C E S S

for Geneva's Children



2009 Data Report

Success for Geneva's Children

Ten Goals (revised 2006)

1. Children are born healthy.
2. Children have timely and appropriate preventive and primary health care.
3. Families and caregivers have sufficient economic resources to meet their children's basic needs.
4. Children have safe, stable, and nurturing environments in their homes, in the community, and in school.
5. Families and caregivers possess and practice child-rearing skills that promote optimal child development.
6. Children with special needs receive timely and appropriate services.
7. Children have the opportunity to attend quality early childhood and care programs.
8. Children attend quality schools and succeed.
9. The community and schools respect and foster diversity.
10. Families exercise their voices and their votes in strengthening the Geneva community.

Table of Contents

Purpose / Procedures	Page 3
Background Information	Page 4
Goal 1	
Percent of Mothers Receiving Early Prenatal Care	Page 5
Low Birth Weight Rate	Page 6
Infant Mortality Rate	Page 7
Goal 2	
Rates of Overweight Classification	Page 8
Asthma	Page 9
Health Insurance Coverage Rate	Page 10
Goal 3	
Income	Page 11
Poverty Rate	Page 12
Children on TANF	Page 13
Households on Food Stamps	Page 14
Food Security	Page 15
Housing Assistance	Page 16
Free and Reduced Lunch Program	Page 17
Goal 4	
Household Structure/Parents' Employment	Page 18
Substandard Housing	Page 20
Rate of Indicated Physical and Emotional Child Abuse	Page 21
Criminal Arrests of Minors	Page 22
Domestic Violence	Page 23
Goal 5	
Adolescent Pregnancies	Page 24
Educational Attainment of Mothers	Page 25
Goal 6	
Early Intervention for Preschoolers	Page 26
Special Services for Elementary School Students	Page 27
Goal 7	
Child Care	Page 28
Goal 8	
Performance in English/Language Arts	Page 29
Performance in Mathematics	Page 30
Test Performance Among Low Income Children	Page 31
High school graduation rates	Page 32
Goal 9	
Availability of Services for Parents	Page 33
The Community Has Activities and Events for Families	Page 34
Goal 10	
Voter Turnout for School Vote	Page 35
End Notes	Page 36
KEY FINDINGS	Page 40
Board of Directors	Inside Back Cover

Purpose

The purpose of *Success for Geneva's Children* is to mobilize the Geneva community to improve the health and well being of children (birth to 12 years) and their families. *Success* seeks to build effective interventions and supports for children and families knowing that such things have profound and long lasting beneficial impacts on the individual child, his/her family and the community. Our organization, which began in 1997, grew out of the Head Start Strategic Planning process.

Success has served as a catalyst for improving the quality of life for children in Geneva by providing several unique services to the community: 1) the production of a biennial Data Report to assess and track the wellbeing of children and their families in Geneva, 2) a series of in-depth Reports examining key findings identified by the Data Report, with recommendations to address the need, and 3) annual Leadership Breakfasts to highlight the reports and successes of each previous year and raise awareness among elected officials and community leaders on the needs of children and families.

Over a two-year period, our members have used the *Success* Data Reports to attract \$3.8 million to Geneva. One multi-year grant, worth \$224,000 per year, came to Geneva because *Success* existed, and brought a collaborative approach to the process, rather than the fragmented, competitive applications from other communities. While it is very difficult to identify the number of children and families served, the number of children impacted by the grants realized over these two years is estimated at almost 3500. Information from the 2005 Data Report was instrumental in the Central Finger Lakes' selection by America's Promise as one of the inaugural "100 Best Communities for Young People". Additionally, our indicators drive many of the strategic planning and programming decisions made by local providers. Our data has proven useful to agencies and organizations ranging from the Ontario County Department of Social Services and Youth Bureau to the Geneva City School District and the Geneva Area Chamber of Commerce.

Success for Geneva's Children welcomes any individual or organization dedicated to working with and for families with children. Through understanding the needs and interests of children and their parents, we collectively bring resources to improving their quality of life.

Procedures

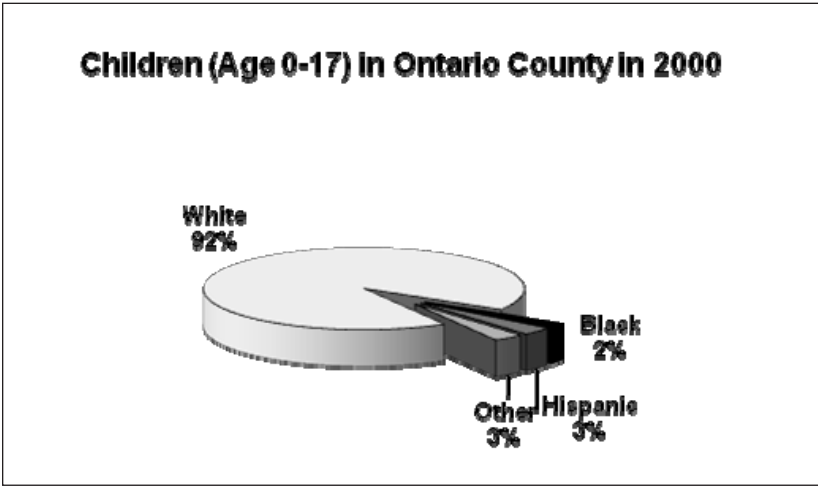
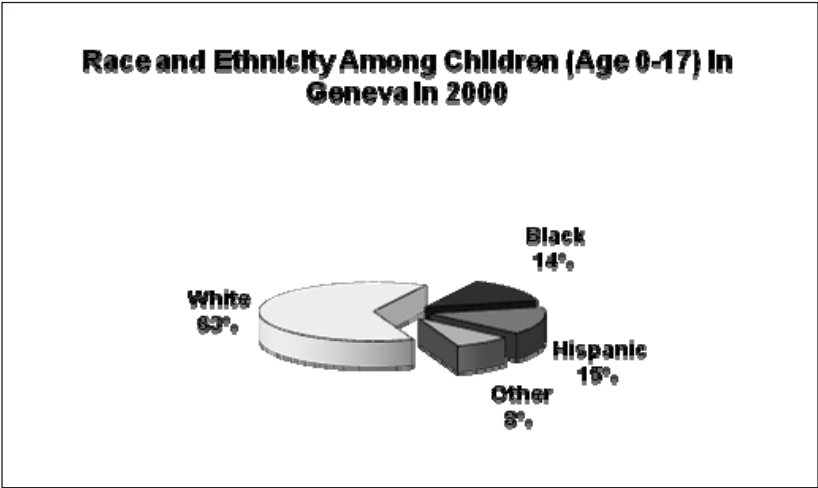
One or more indicators measure each of the ten goals listed on the inside front cover. Whenever possible, Geneva's children are compared to other children in Ontario County, New York State, and the United States, using the most current available data. Also, data trends over time are shown when available. Geneva refers to the city of Geneva unless otherwise noted. The Geneva City School District refers to the public schools attended by children who reside in the city and town of Geneva and in parts of the towns of Seneca, Phelps, and Benton, and Waterloo.

In compiling the 2009 Data Report we contacted local leaders and organizations to find out how the Report is being used and how it could be improved. We found that people use all aspects of the Report and continue to win grants that benefit Geneva's children based on the information in these pages. Some of the suggestions we heard are reflected in this edition, such as the new Graduation Rates page. The 2009 edition also contains more detailed citations of data sources, which we hope will be helpful to those seeking information we have not printed or up-to-date data in the years the *Success* Data Report is not published.

The report was compiled by Christina Kinnevey and Emma Daley as an internship for course credit at Hobart and William Smith Colleges. Wesley Perkins, Professor of Sociology, was the faculty advisor for this project. This collaborative project is a perfect example of the "Geneva Partnership" in action.

Background Information¹

- ◆ As of July 2003, the City of Geneva had a population of 13,517. The population included 834 children under age 5 and 2,304 children ages 5 to 17.
- ◆ The population of Ontario County in 2003 was 102,714. Geneva comprises roughly 13% of the county population.

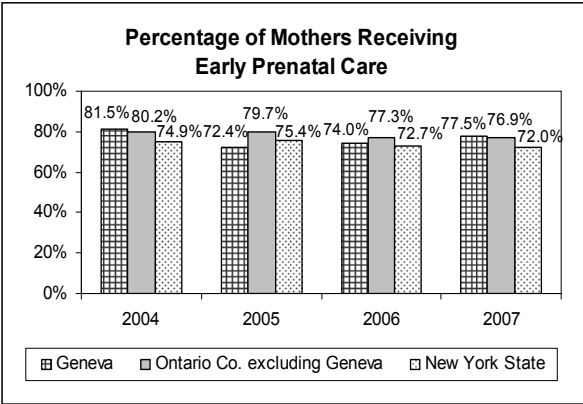
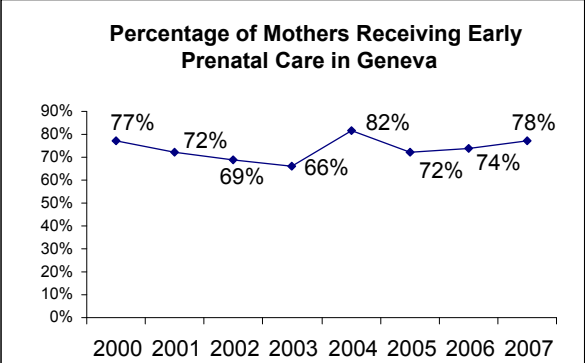


- ◆ The city of Geneva is much more ethnically diverse than Ontario County. More than one-third of children in Geneva are Black, Hispanic, or “other,” compared with less than one-tenth of the children in the county.
- ◆ The Hispanic population in Geneva increased during the 1990s. While in 1990, only 7 percent of Geneva’s children were Hispanic, that proportion had more than doubled – to 15 percent – by 2000.

Percent of Mothers Receiving Early Prenatal Care^{2,3}

Roughly three-quarters of pregnant women in Geneva receive early prenatal care.


- ◆ The early prenatal care rate is the number of live births to mothers who began prenatal care within the first 3 months of pregnancy as a percentage of live births in which it is known whether the mother received prenatal care. The likelihood that a woman will give birth to a healthy, full-term baby increases substantially with early prenatal care. It cannot, however, be determined from these data whether Geneva's relatively high prenatal care levels reflect more active responsibility on mothers' parts or just greater need for such care.



- ◆ New York State's rates in 2004 and 2005 were probably slightly lower than what is shown, but reporting methods changed in 2006, making those slightly different.⁴
- ◆ In 2007, approximately three out of four (77.5%) pregnant women in Geneva received early prenatal care. Geneva's rate has generally been higher than New York State's rate.
- ◆ The percentage of mothers receiving early prenatal care in Geneva has fluctuated over the past decade. The percentage of mothers receiving early prenatal care declined from an average of 82% in the 1996-1998 period to 69% in the 2001-2003 period, then rose again in the 2004-2007 period to an average of 76%.

Low Birth Weight Rate⁵

- ◆ The low birth weight rate is the percentage of live infants born weighing less than 5.5 pounds (2500 grams).
- ◆ Low birth weight is the strongest risk factor for infant mortality. Low birth weight may indicate a number of prenatal factors, including a lack of proper prenatal care, poor nutritional status of the mother, or drug/alcohol use by the mother.



In 2006 and 2007, about 1 in 10 Geneva infants had low birth weights, while only about 1 in 16 infants in the rest of the county had low birth weights.

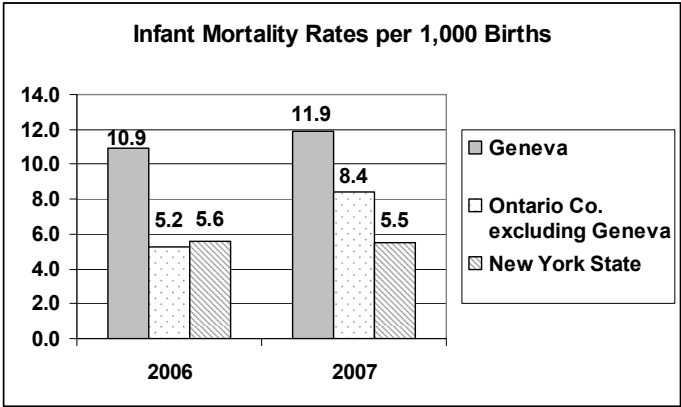
- ◆ In 2006, 20 out of 183 births in Geneva had low birth weight. In 2007, that figure was 16 out of 168 total births.
- ◆ In 2006 Geneva’s low birth weight rate was almost twice that of the rest of the county. In 2007, that percentage fell, but Geneva’s rate was still nearly 150% that of the rest of Ontario County.
- ◆ When Geneva is included, Ontario County’s low birth weight rates were 6.5% in 2006 and 7.1% in 2007.
- ◆ In 2006, about 27% of Ontario County’s low weight births were in Geneva (20 out of 74), while overall only 22% of Ontario County births were in Geneva. In 2007, Geneva’s percentage of Ontario County low weight births fell to 20% (16 out of 80), while Geneva’s overall share of county births was 18%.

Note: A birth being “in Geneva” or in the rest of the county indicates the mother’s residence, not the actual location of birth.

Infant Mortality Rate⁶

Geneva's infant mortality rate is much higher than those of the rest of the county and the state.

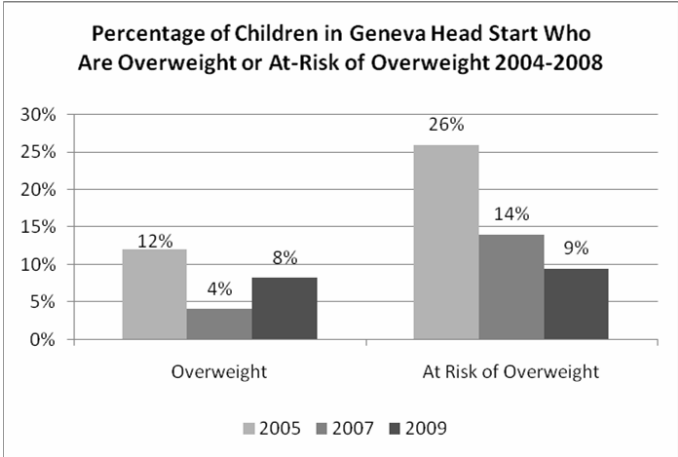
- ◆ The infant mortality rate is the number of deaths of infants under one year of age per 1,000 live births.
- ◆ The infant mortality rate is one of the most widely used indicators of health and welfare worldwide.



- ◆ In Geneva there were two infant deaths in each of the years 2006 and 2007. Total Geneva births those years were 183 in 2006 and 168 in 2007.
- ◆ Geneva's infant mortality rate is much higher than those of the rest of Ontario County and of New York State overall.
- ◆ The infant mortality rates in Ontario County when Geneva is included were 6.2 in 2006 and 8.9 in 2007.

Rates of Overweight Classification among Low Income (Head Start) Children⁷

- ◆ Children are defined as being overweight if their body mass index (BMI) is above the 95th percentile for their age and gender. They are “at risk of being overweight” if their BMI is above the 85th percentile. Children who are overweight have a greater chance of developing health problems such as high blood pressure, high cholesterol levels, and type-2 diabetes.



The number of Geneva Head Start children who are overweight or at risk of being overweight has declined from 2005 to 2009

- ◆ Among 85 three and four year-old children enrolled in Geneva Head Start in Spring, 2009, only 9% were at risk of being overweight. This is decrease from 26% in 2005, and 14 % in 2007.
- ◆ The National Conference of State Legislatures reports that within the U.S., “During the past 40 years, obesity rates for children age 6 to 11 nearly tripled—from 5% to 14%—and more than tripled for adolescents age 12 to 19—from 5% to 17.1%.”⁸
- ◆ According to the NY State Department of Health, approximately 10 percent of 4 and 5 year old children are overweight, double that of 20 years ago. For ages 6 to 11, at least one child in five is overweight.⁹

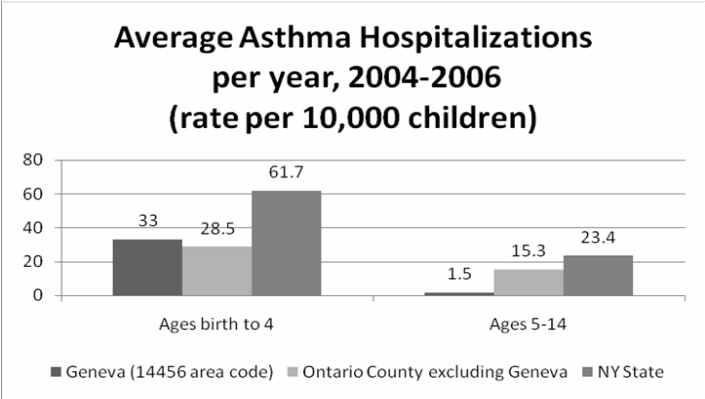
Goal 2

Children Have Timely and Appropriate Preventive and Primary Health Care

Asthma¹⁰

The rates of asthma hospitalizations of children ages birth to 4 in Geneva are higher than the rest of the county but dramatically lower than New York State.

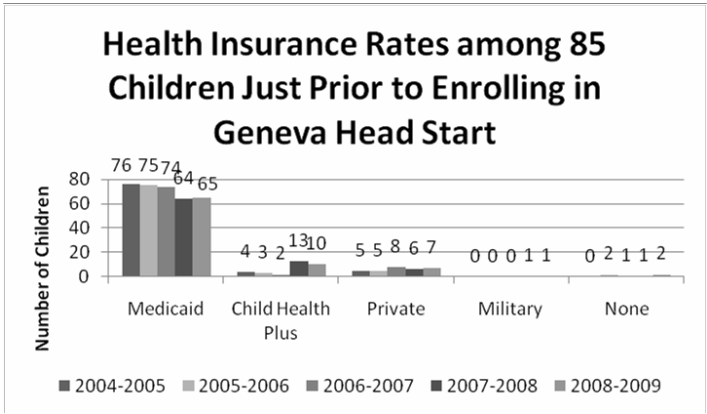
- ◆ Asthma is a chronic illness that affects an estimated 6.8 million children under age 18 (1.2 million under age 5) in the United States. When a child has an asthma episode, his or her airways narrow, making it difficult to breathe. Asthma is the third leading cause of hospitalization and leading cause of chronic illness among children.¹¹
- ◆ Asthma is one of the most common causes of school absenteeism; in 2003, children aged 5 to 17 years who reported at least one asthma attack in the previous year missed 12.8 million school days due to the disease.¹²



- ◆ The asthma hospitalizations average from 2004 to 2006 among children ages 5 to 14 are the lower than the rate in Ontario County and New York State. However, the Geneva rate among children ages birth to 4 years is higher than the rate in Ontario County.

Health Insurance Coverage Rate¹³

- ◆ The health insurance coverage rate is the percentage of children who are covered by some form of public or private health insurance.
- ◆ Health insurance gives families access to high quality medical care at a low cost. Children not covered by health insurance are less likely to receive primary and preventative health care in a timely way and on a regular basis.



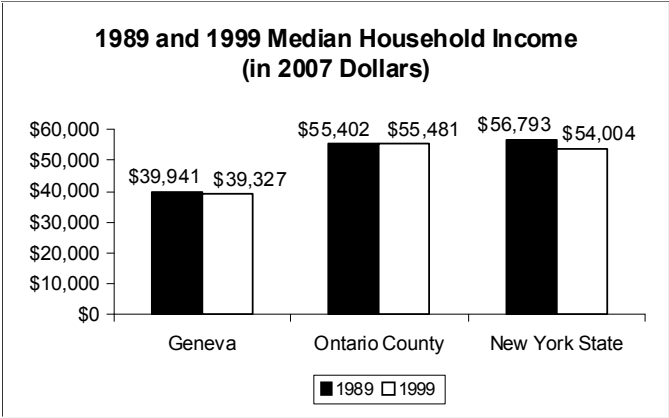
In the past two years, the number of children insured by Child Health Plus has increased and the number of children covered by Medicaid has decreased.

- ◆ Among low-income 3 and 4 year-old children just prior to their enrollment in Geneva Head Start for the 2008-2009 school year, 97 percent were covered by public health insurance, including 88 percent covered by public insurance (primarily Medicaid), 8 percent covered by private insurance and 1 percent by military insurance. All children leave the program with health insurance.
- ◆ Two years ago, Head Start changed its eligibility requirements, allowing more children from a higher income level to enroll. This could account for the increase in children insured under Child Health Plus (2 to 13 between 2006 and 2007) and the decrease in children insured by Medicaid (74 to 64 between 2006 and 2007). Medicaid has lower income eligibility requirements than Child Health Plus.
- ◆ The availability of universal pre-kindergarten in past four years may also have impacted the population of students enrolling in Geneva Head Start.

Income¹⁴

Geneva’s median income in 1999 was well under the median income of the county and state.

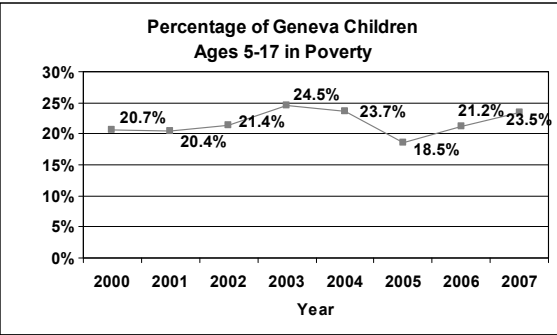
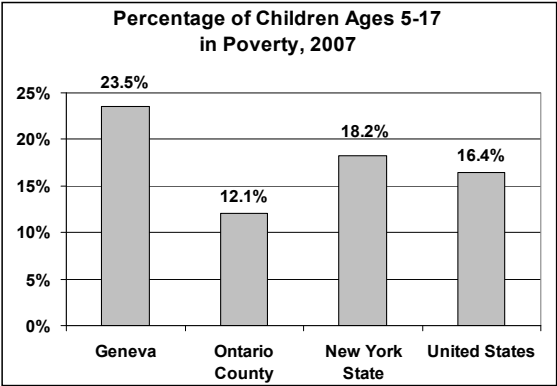
- ◆ According to the United States Census, **median household income** represents the annual dollar income of the typical household in an area.
- ◆ To assess changes in income over time, all values of the median household income shown in the graph use real dollars for 2007, which takes into account inflation.¹⁵



- ◆ In 1999, Geneva’s median household income (in 2007 dollars) was \$39,327, well under the median income of the households in the county and state (which were both over \$54,000).
- ◆ Median household income in Geneva was slightly lower in real dollars in 1999 than it was in 1989.
- ◆ In 2007, the median household income of Ontario County was \$54,107, and that of New York State was \$53,448, both of which are slightly lower in real dollars than they were in 1999.

Poverty Rate¹⁶

- ◆ The poverty level is the income level estimated by the federal government that is needed to meet a family’s basic needs. For a family of four with two children, for example, the poverty level for 2008 was \$21,834.



Nearly one in four children in Geneva is poor.

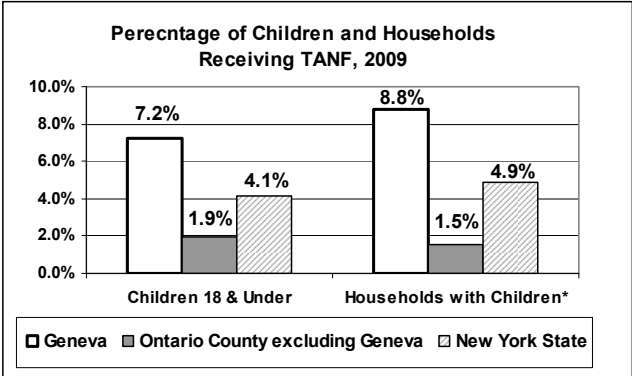
- ◆ The poverty rate among children 5 to 17 in Geneva was estimated to be 23.5 percent in 2007. This poverty rate is well above the estimated rate in Ontario County (12%), New York State (18%), and the U.S. (16%).
- ◆ The poverty rate among 5- to 17-year-old children in Geneva declined between 1997 (28.6%) and 2000 (20.7%). Since 2000, the poverty rate reached its peak in 2003 at 24.5%.

Note: Poverty rate data is given for Geneva City School District, which extends beyond the City of Geneva. Geneva City School District has about 18,500 residents, about 15% of which are children ages 5-17.

Children on TANF^{17,18}

- ♦ The Temporary Assistance for Needy Families (TANF) program provides cash assistance to low-income families. The percentage of children in TANF families reflects in part the economic need of families and in part the government’s willingness to provide assistance to low-income families.

Geneva’s households with children receive TANF at nearly six times the rate in the rest of the county.



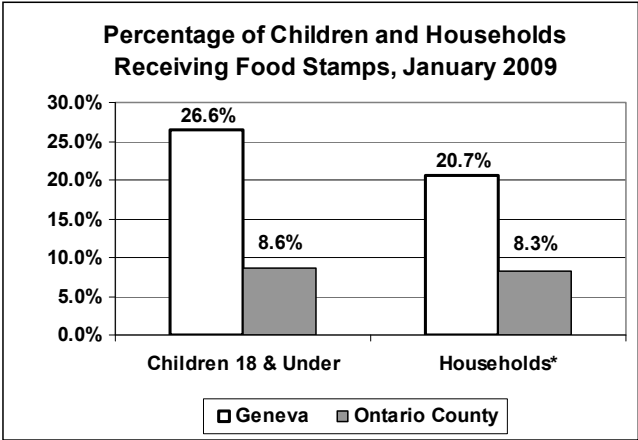
- ♦ The percentage of children receiving TANF in Geneva is about 3.5 times the percentage in the rest of the county, and the percentage of households in Geneva receiving TANF is nearly six times the rate in the county.
- ♦ The percentage of Geneva children receiving TANF has been consistently between 7-9% in the years data is available for the past decade.

* For a household to qualify for TANF, there must be children under 18 present. This is unlike Food Stamps, which is available to all people regardless of whether they have children.

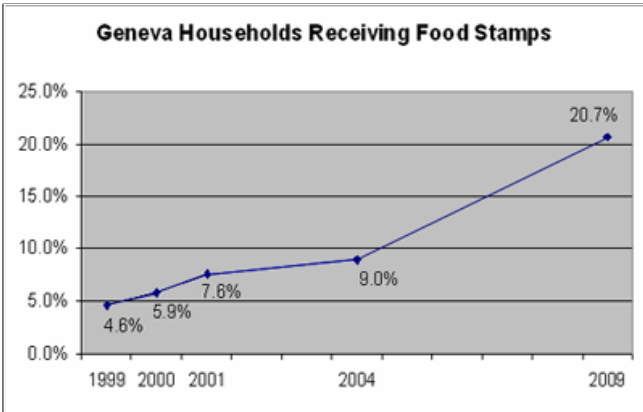
Note: Percentages calculated using 2000 Census data for number of children and households in Geneva and Ontario County.¹⁹

Households on Food Stamps²⁰

- ◆ Individuals and families who have incomes below 130% of the poverty line may receive food stamps. Like TANF, the size of the food stamp caseload reflects both the economic need of a community and the level of government assistance to the low- income members of a community.



The percentage of households on Food Stamps in Geneva has more than quadrupled since 1999.



- ◆ The percentage of households in Geneva receiving food stamps has risen greatly over the past decade, roughly doubling every five years from 4.6% in 1999 to 9.0% in 2004 to 20.7% in 2009.
- * A household can qualify for Food Stamps whether or not it contains children. This is unlike TANF, for which there must be children under 18 present.

Note: Percentages calculated using 2000 Census data for number of children and households in Geneva and Ontario County.

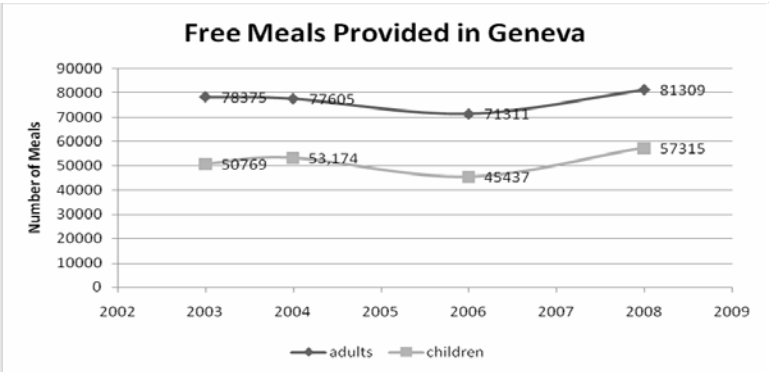
Goal 3

Families & Caregivers Have Sufficient Economic Resources

Food Security²¹

- ◆ A household is food-secure if it has the resources to provide sufficient amounts of food to all households members.
- ◆ Children with inadequate nutrition are at risk of health problems, delayed physical growth, and problems in their cognitive functioning.

The number of free meals provided in Geneva during 2008 is the highest in 5 years.



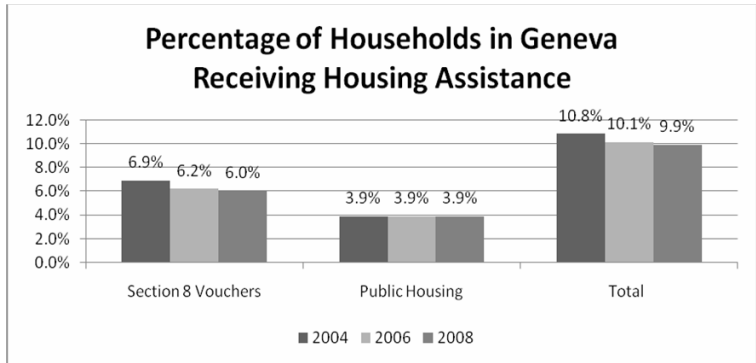
Organization	2003	2004	2006	2008
AIDS Rochester	*	*	*	3,645
Geneva Coalition Food Pantry	74,412	80,802	73,791	89,892
Geneva Community Lunch Program	20,747	18,659	16,293	14,245
Salvation Army Geneva	31,167	28,791	20,799	23,310
Good News Weekend Lunchfest	565	649	946	728
Faith Community Kitchen	*	*	3,242	4,808
Neighbor's Night	2,253	1,878	1,677	1,996
Total	129,144	130,779	116,748	138,624

*Data not available

- ◆ The Geneva Coalition Food Pantry and Salvation Army Geneva provide free groceries to poor households that qualify. The Geneva Community Lunch Program provides free lunches Monday through Friday. There are no eligibility requirements.²²
- ◆ St. Peter's Church operates a ministry on Wednesday evenings from October through May for children who are currently enrolled in grades K - 8. The program includes a Bible Story, Songs, Supper, Arts & Crafts and Games.²³
- ◆ AIDS Rochester provides meals to HIV+ individuals through a number of programs including "Daily Bread" ARI's Community Meal Program, Food Cupboard and Meals on Wheels.²⁴
- ◆ The number of total meals does not include the Summer Feeding Program or Vacation Lunch Program that provides free lunches during school break periods as past data is not available.

Housing Assistance²⁵

- ◆ Low income families may receive assistance from the government for their housing needs. Public housing complexes are owned by the government and beneficiaries live there at a reduced rent. Families that qualify for Section 8 vouchers may live in privately owned apartments with the government paying a portion of the rent.
- ◆ Almost 10% of households in Geneva received some form of government housing assistance in 2008. Of all the households in Geneva, 6.0% are receiving Section 8 vouchers and 3.9% are living in public housing.



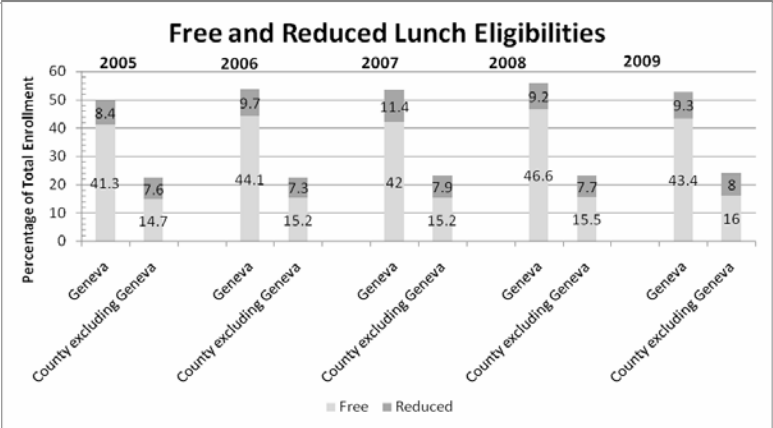
There are 403 families on the waiting list for public housing in Geneva.

- ◆ The number of Section 8 housing vouchers available in the City of Geneva has decreased slightly from 400 to 389 between 2006 and 2008. No new public housing units have been added since 2004 and there are 403 families on the waiting list for public housing in Geneva. The County Program has a waiting list of 794. It can take as long as 2 years for a family to move to the top of either list.
- ◆ There are currently (April 2009) 16 children in the Geneva City School District who are considered homeless.²⁶ Under the McKinney-Vento Act 42 U.S.C. 11435 a child is considered homeless if they meet one of the following: living in a motel or shelter; living with more than one family in a house or apartment; moving from place to place; living in a place not designed for ordinary sleeping accommodations such as a car, park or campsite.
- ◆ Note: All percentages were calculated using the total number of households (6,430) from the 2000 census.

Free and Reduced Lunch Programs²⁷

Over half of Geneva city school children receive free or reduced price lunches.

- ◆ The number of students enrolled in the free and reduced lunch programs in the Geneva schools is an indication of the challenges families in Geneva face in meeting their children’s basic food needs as well as what the community can do to respond to this need.
- ◆ Children whose families’ incomes are at or below 130% of the poverty level qualify for the free lunch program (\$20,650 for a family of four).



Note: Each percentage was collected from the month of January of the given year.

- ◆ The number of Geneva City School children receiving free and reduced lunches has consistently been more than twice the percentage for the rest of the county.
- ◆ Geneva Catholic Charities is working on a contract to take over the operation of the Summer Feeding Program at 3 sites in Geneva to provide free lunches for children up to age 18 during the summer months.²⁸
- ◆ Another feeding program provided by the community is the Vacation Lunch Program which provides free lunches to children during the school break periods. This program is staffed by Catholic Charities and funded by Rotary Club of Geneva. They serve an average of approximately 75 meals per day at two locations in the community.²⁹

Household Structure / Parents' Employment^{30,31}

- ◆ The structure of a child's household is one indicator of the amount of parental support and household resources available to the child.
- ◆ The employment status of the parents in households with young children suggests the demand for child care in a community. Households in which parents are employed typically have a need for child care provided by someone outside the household.

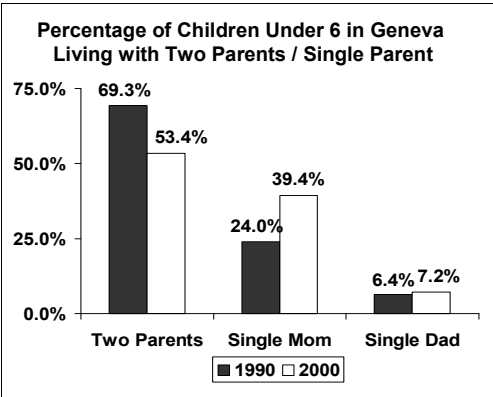
**Household Structure and Parents Employment
Status Among Children Under 6, 2000**

	Geneva	Ontario County	NY State
<i>Live with:</i>			
Two parents, both employed	28%	48%	35%
Two parents, only a father employed	20%	27%	28%
Two parents, only a mother employed	4%	2%	3%
Two parents, neither employed	2%	1%	5%
Single father, employed	6%	5%	5%
Single father, not employed	1%	0.3%	2%
Single mother, employed	28%	14%	15%
Single mother, not employed	11%	3%	9%

More than
6 in 10
young
children in
Geneva live
only with
working
parents.

- ◆ In 2000, 46 percent of children under 6 in Geneva lived in single parent households. This is larger than the percentage living in single parent households in Ontario County (22%) or in New York State (31%), and is also greater than it was in Geneva in 1990 (31%).

Household Structure / Parents' Employment (continued)^{29,30}



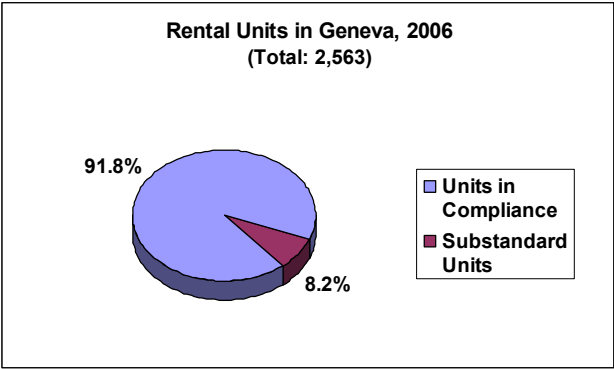
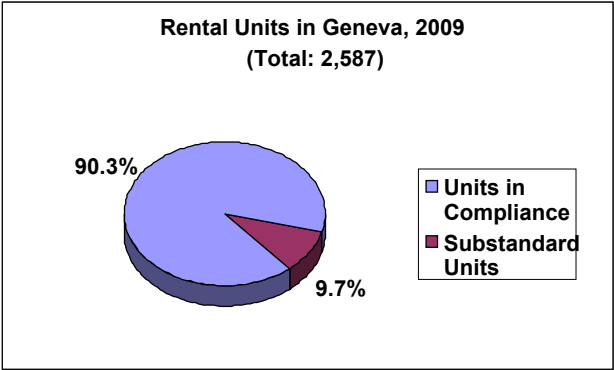
The percentage of young children in single parent households increased during the 1990s.

- ◆ Children were less likely to live in two-parent households in 2000 than in 1990.
- ◆ The percentage of children in two-parent households in 2000 was lower in Geneva than in the county or the state.
- ◆ Among low-income 3 and 4 year-old children enrolled in Geneva Head Start in 2001 to 2004, 67% were in single parent households. During the 2004-2006 period, the percentage in single parent households had fallen to 62%.
- ◆ The data suggest that most children in Geneva are in need of some form of child care. The parent or parents of 62% of young children in Geneva (and 58% of those in Geneva Head Start) are employed. The remaining 38% (42%) live with at least one parent who does not work.

Substandard Housing³²

- ◆ Rental units in the City of Geneva are required to undergo an inspection for a Certificate of Compliance by the City’s Code Enforcement Officer every two years. At the beginning of 2009, there were 2,587 rental units in the City of Geneva.
- ◆ Landlords are provided with a report outlining the repairs that may need to be undertaken if the apartment does not meet the New York State and City of Geneva Property Maintenance Code. If housing conditions are such that they endanger the health and well being of the tenant, the rental unit is vacated and cannot be occupied until violations are corrected.

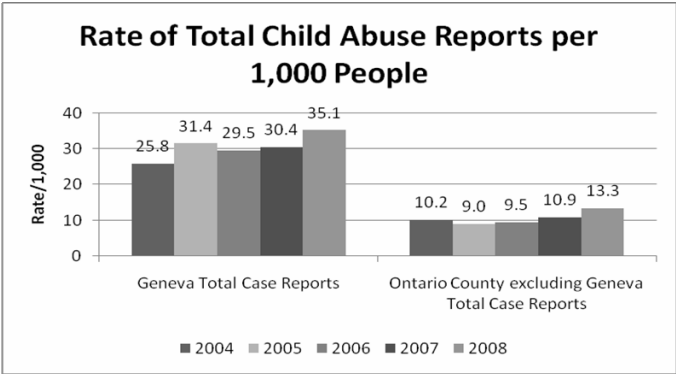
The percentage of rental units that do not have Certificates of Compliance increased from 8.2% to 9.7% in the past two years.



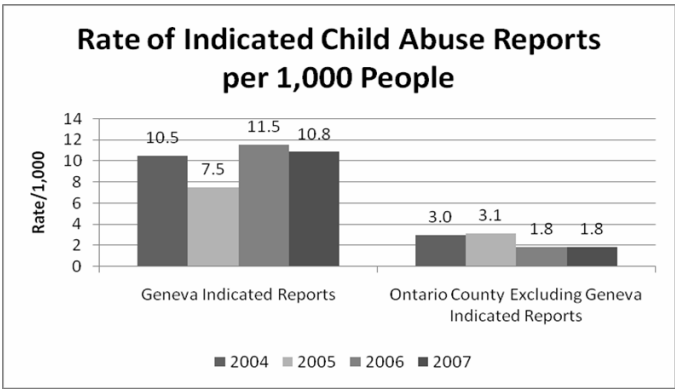
- ◆ At the end of 2006, 210 (8.2%) out of 2,563 rental units in the City were either vacated or had not yet completed necessary repairs and received a Certificate of Compliance stating such. By the beginning of 2009, this number had risen to 251 (9.7%) out of 2,587 rental units.

Rate of Indicated Physical and Emotional Child Abuse Cases³³

- ♦ The rate of total child abuse cases is defined as the number of cases of alleged incidents of abuse or neglect by families or publicly licensed child care providers that have been reported and per 1,000 families. A reported child abuse case becomes indicated when there is sufficient evidence that a child has experienced abuse or neglect.



The rate of indicated child abuse reports in Geneva was 6 times that in the rest of Ontario County in 2008.



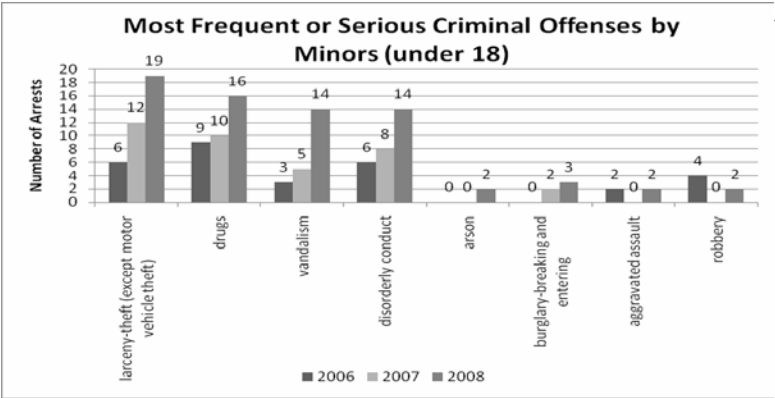
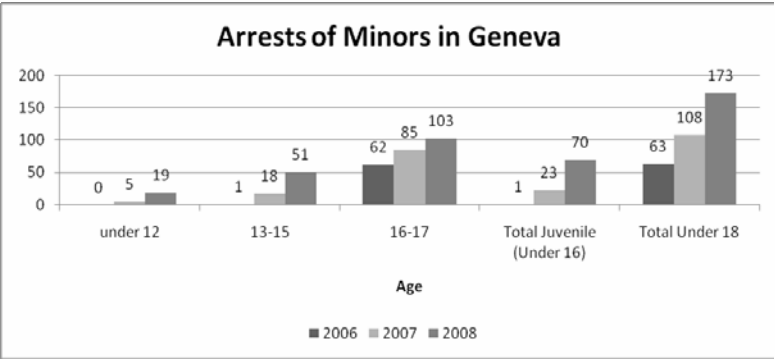
Note: 2008 indicated reports not yet compiled

- ♦ In Geneva, the rate of total child abuse case reports in 2008 was the highest in 5 years. It increased from 25.8 in 2004 to 35.1 in 2008.
- ♦ Approximately one-third of the total case reports in both Geneva and the county are indicated.
- ♦ Note population estimates used to calculate rates were obtained from the 2000 census and a 2007 sample provided by <http://www.city-data.com/city/Geneva-New-York.html>.

Criminal Arrests of Minors³⁴

- ◆ The number of cases of juveniles who have committed criminal acts is a measure of the overall safety of the community for young people. Juvenile offenders are defined as youth under the age of 16.
- ◆ An increase in arrests may be reflecting increased enforcement due to an increase in the number of police personnel or increases in actual criminal activity.

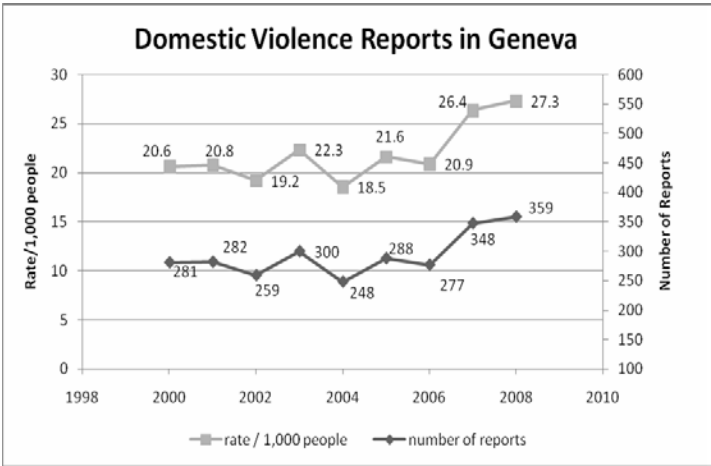
The number of arrests in Geneva for juvenile crime has increased annually from 2006 to 2008.



- ◆ The number of arrests made increased in every age group in 2008 compared to 2007 and likewise from 2006 to 2007. The number of arrests among juveniles increased from 23 to 70 from 2007 to 2008.
- ◆ The Youth Division of the Geneva Police Department added a second Youth Officer in July 2008.
- ◆ In each year, the categories with the highest number of offenses were larceny-theft, marijuana, criminal mischief (vandalism) and disorderly conduct.

Domestic Violence³⁵

- ◆ The number of domestic violence reports is another measure of the overall safety of the community for young people. Not all reported cases result in an arrest.

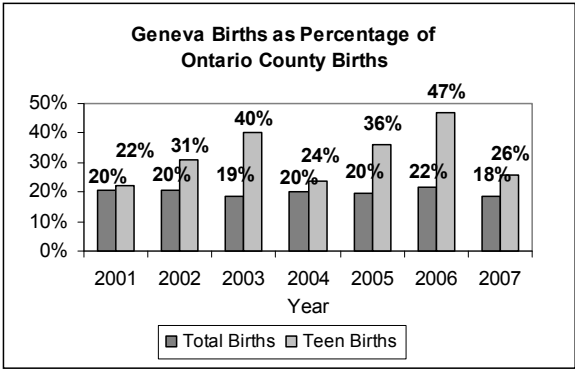
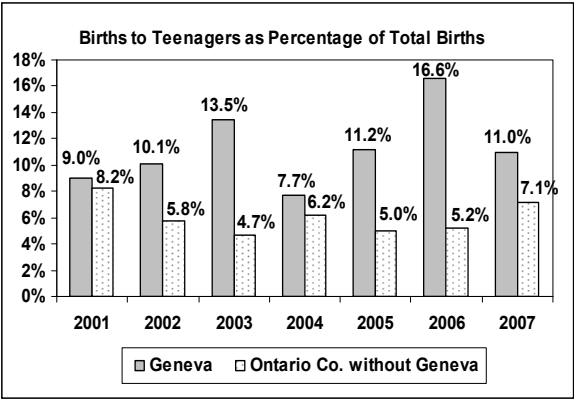


The number of domestic violence reports in Geneva in 2008 is the highest in eight years.

- ◆ In 2008 there were 359 reports of domestic violence in Geneva. This number is up from 348 reported cases in 2007 and significantly higher than the number reported in 2006 of 277 cases.
- ◆ The number of cases reported only includes police reports – it does not include reports from parole officers, social workers or any other sources, which could potentially significantly raise the numbers.
- ◆ Note population estimates were calculated from the 2000 census and a 2007 sample provided by <http://www.city-data.com/city/Geneva-New-York.html>.

Adolescent Pregnancies³⁶

- ◆ The adolescent pregnancy rate is the number of pregnancies to teenage mothers (<20 yrs) as a percentage of the total number of pregnancies.
- ◆ Teen parents are less likely than older parents to have the resources to meet the demands of parenting.



**Teen births
in Geneva:**

2005 = 23

2006 = 40

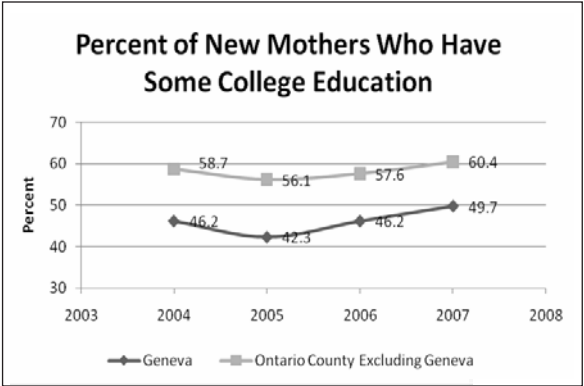
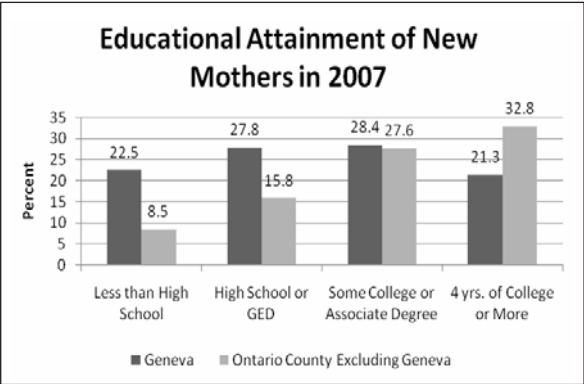
2007 = 21

- ◆ 18% of all 2007 births (mothers of any age) in Ontario County were in Geneva, but 26% of Ontario County's births to teenage mothers were in Geneva.
- ◆ The adolescent pregnancy rate in Geneva increased from 11.2% in 2005 to 16.18% in 2006, but then returned to 11.0% in 2007. During this same period, Ontario County's rate rose slightly from 6.2% to 7.8%.
- ◆ In 2007 there were 191 births in Geneva, 21 of which were to teenage mothers. In Ontario County, 1035 total births included 85 to teenage mothers.

Educational Attainment of Mothers³⁷

- ◆ The educational attainment of mothers is the percentage of mothers giving birth during the year who have various educational degrees. Mother’s educational attainment may be related to children’s performance in school and later success in the labor market.

Nearly one fourth of new mothers in Geneva do not have a high school degree.

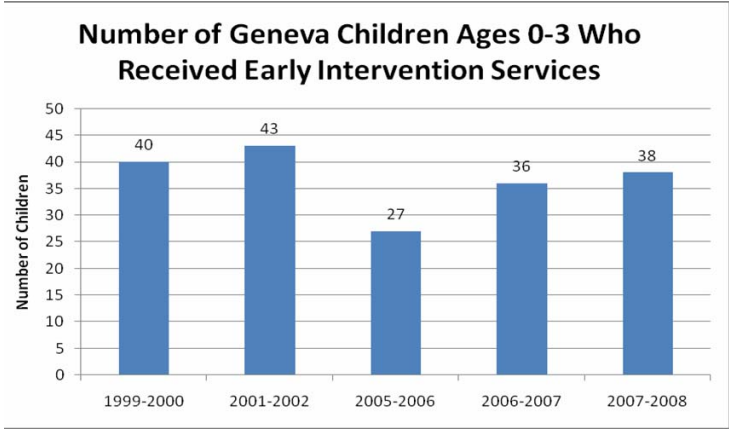


- ◆ In Geneva (including both city and town), 22.5 percent of new mothers did not have a high school degree in 2007, while 21.3 percent had a college degree. The educational attainment of new mothers in Ontario County excluding Geneva was much higher – only 8.5 percent lacked a high school degree and 32.8 percent had a 4 year college degree.
- ◆ The percentage of new mothers without a high school diploma in Geneva decreased substantially between 2005 and 2006 (28.8% to 22.5%).

Early Intervention for Children Ages 0-3³⁸

- ◆ A key aspect of early education and childhood development is that children with special needs are quickly identified and provided with appropriate services.
- ◆ The Ontario County Early Intervention Program is a Federal and State mandated and County Department of Health administered program that provides services to eligible children with developmental delays, ages 0-3. The program is free to parents and anyone can make a referral to the program. Following the early intervention program, the child may be eligible to transition to the age 3-5 Preschool Program.
- ◆ Services in the Early Intervention Program include but are not limited to family training, counseling, parent support groups, health services, speech/language services, physical therapy, transportation and social work.
- ◆ For children at risk, an early intervention program during these critical years not only provides benefits for the child, but also savings in the long term for the society.

193 Ontario County children ages 0-3 received early intervention services in the 2007-2008 school year - 38 of those children were in Geneva.

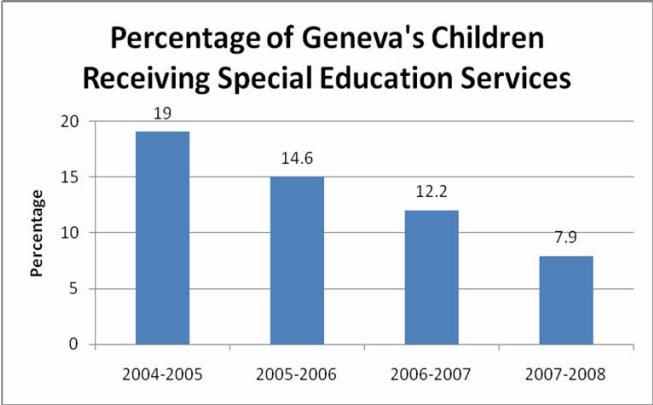


Among 3 to 5 year old children between 2007 and 2008, 62 were classified as having a disability in Geneva. This is decreased from 2005-2006 year when 80 children were classified.

193 Ontario County children ages 0-3 received early intervention services in the 2007-2008 school year - 38 of those children were in Geneva.

Special Services for Elementary School Students³⁹

- ◆ A Committee on Special Education exists to evaluate referrals made by parents, teachers, physicians or other sources to determine if a student qualifies to receive special education services. Such services include but are not limited to speech therapy, physical therapy, special classes, counseling, and transportation to other facilities to receive additional services.



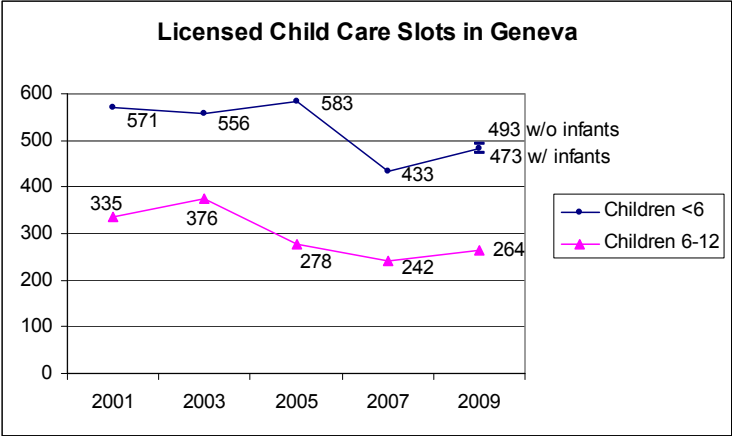
Since 2004, the number of children in grades K-5 receiving special education services has declined from 19% to 7.9%

- ◆ Among elementary school children in Geneva (Kindergarten through 5th grade) 83, or 7.9%, received special education services in the 2007-2008 school year. This rate is substantially lower than previous years.
- ◆ Currently (April 2009), there are 89 students classified in special education at the elementary levels K-5. The Geneva School district special education classification rate was 14.89% in the 2007-08 school year. “This rate is a ratio of the count of school-age students with disabilities (ages 4-21) to the total enrollment of all school-age students in the school district, including students who are parentally placed in nonpublic schools located in the school district.”⁴⁰

Child Care⁴¹

- With the large number of working parents in Geneva, there is great demand for child care services. The number of child care slots available in Geneva serves as a measure of the supply of child care in the community.
- In the graph below, the reporting scheme for 2009 is different from that in previous years. The number of child care slots available for children under 6 depends on whether home childcare providers are caring for infants. If infants are present, a single caregiver can care for five children under 6, while a home provider with two caregivers can care for ten. If no infants are present, a single caregiver can have six children under 6 present, while a pair of caregivers may have up to twelve. It is unknown whether the reported figures for 2001-2007 include infants or not, but beginning with 2009 both figures are reported. From 2009 onward, the actual number of slots for children under 6 at any given time will be between the two reported figures (e.g. in 2009 between 473 and 493).

There are between 473 and 493 child care slots available in Geneva for children under 6, not including preschools or nursery schools.

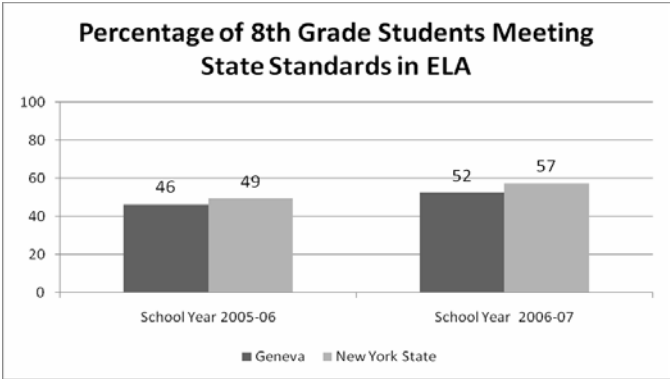
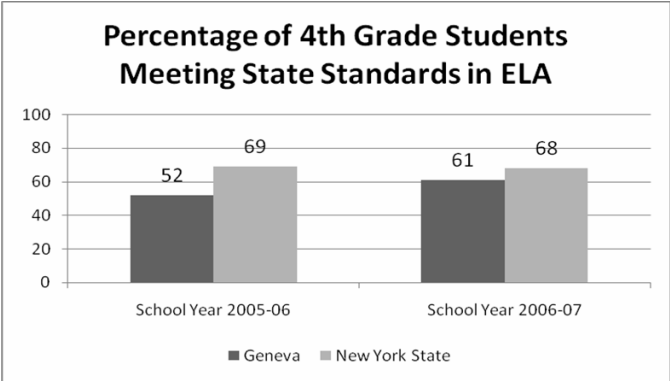


- Currently, there are 4 licensed day care centers, 14 family child care homes, and 3 group family child care homes in Geneva. In addition, there are 2 programs for school-age children (YMCA and Boys and Girls Clubs).
- The total number of child care slots for children ages 6 to 12 in Geneva in 2007 was 264. This number includes only licensed child care service providers and does not include afterschool programs, camps, or programs “operated solely for the purpose of religious education, sports, classes, lessons or recreation” (NY State Office of Children and Family Services – Regulations: 413.2 Definitions).
- The number of providers in Geneva offering child care during non-traditional hours has increased from two in 2007 to six in 2009.
- Six Geneva child care providers have met the requirements to administer medication (all four centers and two Family Child Care Providers); additionally, 16 providers are CPR and First Aid certified (seven of which are child care centers or school-age programs).

Performance in English/Language Arts⁴²

- ◆ Students’ performance in English/Language Arts (ELA) is measured by the percentage achieving levels 3 or 4 (on a scale of 1 to 4). These levels are considered the state standard for listening, reading, and writing.

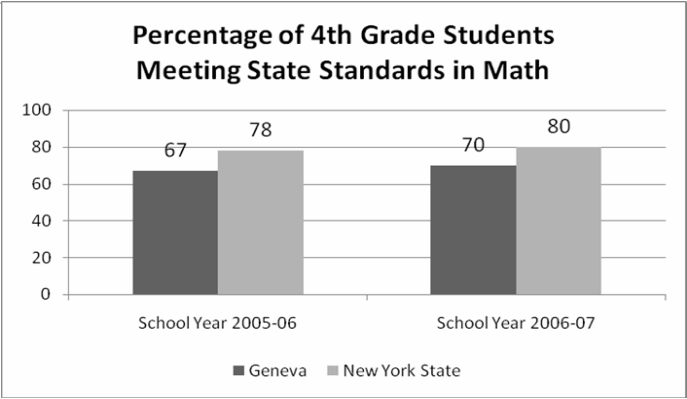
The percentage of 4th and 8th grade students in Geneva meeting standards in ELA both increased between the 2005-2006 and 2006-2007 school years.



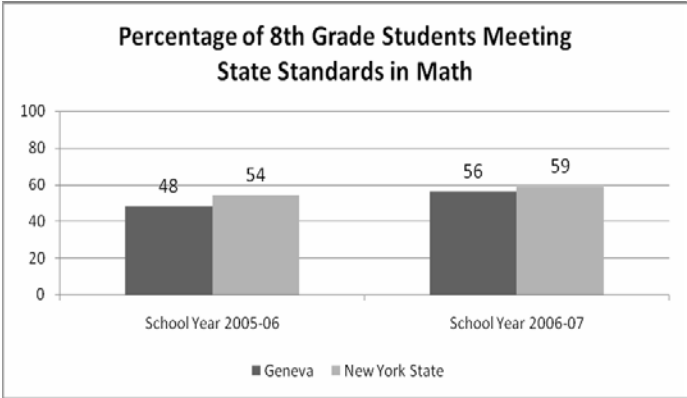
- ◆ In 2006-2007, 61 percent of 4th graders in Geneva met state standards in ELA. This number was 7 percentage points below the percentage meeting state standards across New York State. However, it was 9 percentage points higher than the percentage meeting the standards the previous year.
- ◆ Only 52 percent of Geneva’s 8th graders met state standards in ELA in 2006-2007. This number is consistently lower than the percentage meeting standards across New York State. However, it was 6 percentage points higher than the percentage meeting the standards the previous year.
- ◆ Currently (April 2009) the counts for limited English proficient students in Geneva are 64 in grades K-5, 27 in grades 6-8, and 22 in grades 6-8.⁴³

Performance in Mathematics⁴¹

- ◆ Students’ performance in math is measured by the percentage achieving levels 3 or 4 on the state test. These levels are considered the state standard for knowledge, reasoning, and problem solving in mathematics.



**Geneva’s
8th
graders
increased
8
percent-
age
points in
math
between
the 2005-
2006 and
2006-
2007
school
years.**

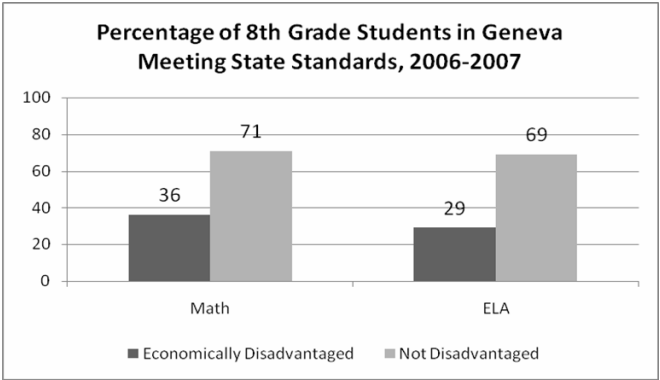
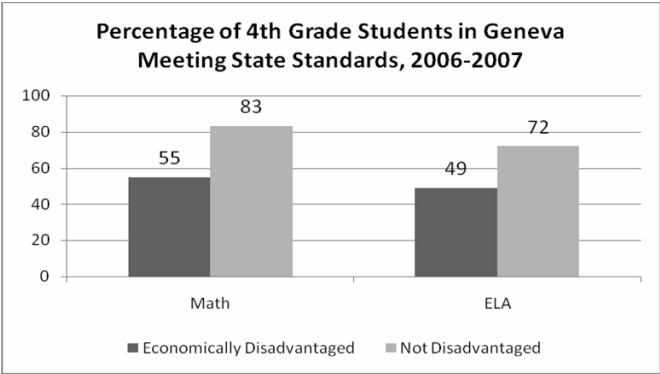


- ◆ In 2006-2007, 70% of 4th graders in Geneva met state standards in math. This is a 3 percentage point increase from 2005-2006 but is still 10% lower than the NY State average.
- ◆ The percentage of 8th graders meeting state standards in Geneva in 2006-2007 increased 8 percentage points.

Test Performance among Economically Disadvantaged Children⁴¹

- ◆ Children from low-income households may have fewer resources with which to take advantage of educational opportunities. Economically disadvantaged children are defined as children who qualify for free or reduced lunch. One indicator of the extent to which these children face particular challenges in school is the percentage of this group meeting state standards in Math and English/Language Arts (ELA).

Low income students in Geneva are much less likely than higher income students to do well on state tests.

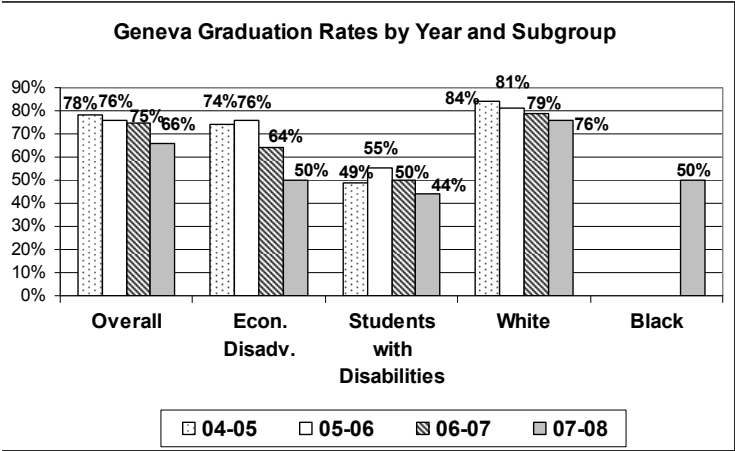


- ◆ In both Math and ELA, low-income 4th graders were much less likely to meet state standards than higher income students. In 2006-2007, math and ELA scores for low-income 4th graders were 27 and 23 percentage points lower than non-disadvantaged students, respectively.
- ◆ Similarly, low-income 8th graders were much less likely than higher income 8th graders to meet state standards in math and ELA in 2006-2007. Only 36 percent of low-income 8th graders were able to meet state standards in math, compared to 71 percent of all students of higher income levels. Less than one-third of low-income students met the state standards in ELA.

Graduation Rate⁴⁴

Graduation rates have declined among every measurable subgroup over the past four years.

The graduation rate is the percentage of students receiving a high school diploma within four years. For example, 66% of students in the cohort that entered ninth grade in 2004 had received their diplomas by Aug. 31, 2008.



- ◆ Graduation rates are reported for groups that have at least 30 students, as required by No Child Left Behind. The 2004 cohort (graduating in 2008) was the first to have over 30 black students.
- ◆ “Economically disadvantaged” is defined as qualifying for free or reduced price lunch.
- ◆ The graduation rate has declined in every subgroup since 2004, with a drop of 12 percentage points overall and the most precipitous decline among economically disadvantaged students, whose graduation rate has fallen from 74% to 50%.
- ◆ In New York State, the overall graduation rate in 2006-07 was about 71%. The rate for black students was 54.5%, while white students graduated at a rate of 82.3%. Students with disabilities graduated at a rate of almost 40% (through June, 2007).⁴⁵

Availability of Services for Parents⁴⁶

Parents and families in Geneva have access to numerous formal and informal programs designed to foster the development of children. Some of these programs are aimed at families with specific needs while others are more general in scope.

The following is an example of some of the programs currently available. This is in no way a complete list, but illustrates the wide range of services available.

Programs and Classes:

- Early Prenatal Class - Finger Lakes Health System
- Healthy Families Program - Child and Family Resources
- Maternity and Single Parenting Support Program - Catholic Charities
- Homeownership Assistance - Community Unified Today
- Family Support and Services for the Developmentally Disabled - FL United Cerebral Palsy, Inc. and Ontario County ARC
- Educational Programs for Children and Adults - Geneva Public Library
- Recreational and Educational Programs for Children and Youth - Boys and Girls Club, Seven Lakes Girl Scout Council, Boy Scouts of America FL Council
- Mental Health Counseling for Individuals, Couples and Families - Family Counseling Service of the Finger Lakes, Ontario County Mental Health Clinic
- Childbirth Education Classes – Finger Lakes Health System
- Sibling Classes – Finger Lakes Health System
- Parenting Skills Workshop – Cornell Cooperative Extension
- Head Start Parenting Programs
- Finger Lakes Parents Supporting Children with Autism - Happiness House, Parent Volunteers, Geneva City School District
- Jumpstart Geneva – Hobart and William Smith Colleges
- America Reads - Hobart and William Smith Colleges
- America Counts - Hobart and William Smith Colleges
- Fatherhood Programs – Child and Family Resources
- Parenting Education and Awareness Programs for Divorced/Separating Parents – Child and Family Resources

Support Groups:

- Young Parents Program - Child and Family Resources
- Single Parenting Support Group - Cornell Cooperative Extension
- Second Time Around Parents - Cornell Cooperative Extension
- Finger Lakes Parent Support Network

Advocacy Groups:

- Community Unified Today, Inc.
- NAACP
- Ontario County Youth Bureau
- Success for Geneva's Children, Inc.
- Legal Assistance of the Finger Lakes

“There is a large range of needs in the City of Geneva. Community support for parents and families is crucial so we can ensure our children’s success in school, at home and in all aspects of life.”

-Geneva resident, single mother

The Community Has Activities and Events that are Oriented Toward Families and Celebrate Cultural Diversity⁴⁷

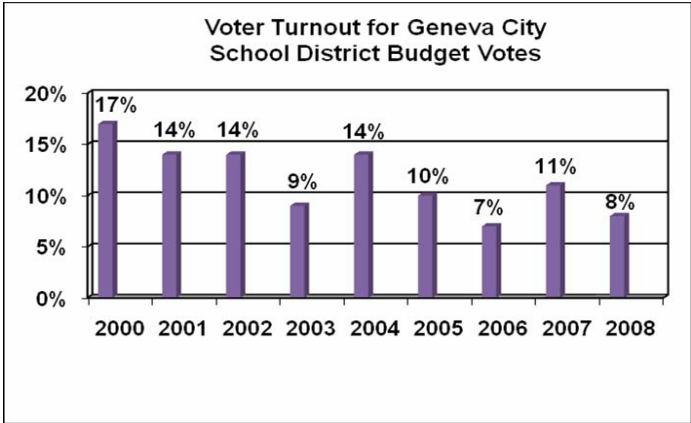
- ◆ There are many ongoing activities and events in Geneva, such as Storytimes & Puppet Shows at the Geneva Public Library, Family Fun events at the Geneva elementary schools, faith-based events sponsored by various congregations, events sponsored by child care programs, concerts at the Smith Opera House, the Farmer’s Market, and regular events sponsored by the Geneva Recreation Department, Boys & Girls Clubs, YMCA, and Child & Family Resources.
- ◆ Geneva also offers many seasonal programs and events for families and their children. They include but are not limited to:

Spring	Summer
<ul style="list-style-type: none">▪ Apple Fest▪ Cinco de Mayo sponsored by the Boys and Girls Clubs▪ Strawberry Festival▪ Book Fest (Geneva Reads / HWS)▪ Memorial Day Parade and Ceremony▪ St. Francis / St. Stephen’s Family Fun Festival	<ul style="list-style-type: none">▪ We Care Fair▪ Italian Festival▪ American Legion Fourth of July Festival and Fireworks▪ Cruisin’ Night & Block Party▪ Summer Concert Series▪ Kids College (HWS Colleges)▪ Farmers’ Market▪ Fireman’s Parade
Winter	Fall
<ul style="list-style-type: none">▪ Martin Luther King, Jr. Day▪ Celtic Celebration▪ Holiday Lighting Celebration▪ Santa Train Ride▪ Festival of Nations (GHS/GMS)	<ul style="list-style-type: none">▪ Apple Fun Run▪ Halloween Parade▪ Unity Festival▪ Celebrate Service, Celebrate Geneva▪ Hispanic Heritage Festival

There are many activities for young people and families in Geneva.

Voter Turnout Related to Geneva City School District⁴⁸

- ◆ Since 2000, the annual votes for the *budget and board* generated interest of 7% - 17%; with the highest in 2000, least in 2006. Trend indicates decreasing voter turnout for annual *budget and board* votes.



Voter turnout on Geneva City School District budget votes has declined by over half since 2000.

- ◆ The issues creating **most voter turnout** over this nine year period include:
 - *Capital Project* vote in April, 2001 with 25% voter turnout
 - *Library tax levy*, voted down in June, 2001 with 17% voter turnout, and passed in November, 2005 with 19% voter turnout
 - More recently, another issue that generated higher voter turnout is the recent *remediation of athletic field* proposals with 11% voter turnout in December 2006, and 16% voter turnout in April 2007—both votes resulted in defeated proposals.
- ◆ Annual votes for funding for *busses and technology* receive the **least voter interest** ranging from 1-3% (a range of 126-326 voters).
- ◆ In 2008 voter turnout was low, with 4% (371 voters) voting on the library budget and 5% (486 voters) voting on the Capital Project.
- ◆ A 2006 report commissioned by the governor found that overall turnout for school budget votes in NY state was 14.2%. This is double Geneva’s turnout that year, but fairly similar to Geneva’s rates over the past decade.

Note: Voters eligible to vote in Geneva School District reside in the City or Town of Geneva in Ontario County, in Benton in Yates County, and only the parts of Waterloo that are in the Geneva school district, in Seneca County. The average number of eligible voters in district is 9,370; this is the number used in each of these calculations, except for 2008, which had an average of 9,376 voters. The actual number of voters includes those voting at the polls and by absentee ballot.

¹ U.S. 2000 Census.

² Bureau of Biometrics and Health Statistics, New York State Department of Health. (Geneva and Ontario County data)
(County data also available at NYS Dept. of Health Vital Statistics. Vital Statistics.
http://www.health.state.ny.us/nysdoh/vital_statistics/, Table 12. Accessed April 9, 2009.)

³ New York State Department of Health. Vital Statistics.
http://www.health.state.ny.us/nysdoh/vital_statistics/, Table 6a. Accessed April 9, 2009. (New York State data)

⁴ For all points except New York State in 2004 and 2005, the total number of live births used to calculate percentages do not include births in which it is unknown whether prenatal care was ever received, but do include births in which prenatal care was received but the month it began is unknown. In 2004 and 2005, however, for the state data only, these categories were not separated, so neither was included in the total used to calculate percentages. See NYS Dept. of Health's Vital Statistics Table 6a (website above).

⁵ New York State Department of Health. Vital Statistics.
http://www.health.state.ny.us/nysdoh/vital_statistics/, Tables 7, 11, and 53. Accessed April 9, 2009.

⁶ NY State Department of Health. Vital Statistics, 2006 and 2007.
http://www.health.state.ny.us/nysdoh/vital_statistics/, Tables 45 and 53. Accessed April 18, 2009.

⁷ Geneva Head Start. 400 W North St Geneva, NY 14456. 315-781-4104.

⁸ National Conference of State Legislatures.
<http://www.ncsl.org/programs/health/ChildhoodObesityStateTrends.htm>. Accessed May 5, 2009.

⁹ New York State Department of Health. "Obesity Prevention."
<http://www.health.state.ny.us/prevention/obesity/index.htm>. Accessed May 5, 2009.

¹⁰ Geneva Data: *New York State Department of Health Statistics and Data* "Asthma Hospital Discharge ZIP Code Data by Age Group (2004-2006)."
http://www.health.state.ny.us/statistics/ny_asthma/hosp/zipcode/ontario.htm. Accessed May 5, 2009.

Ontario County Data: New York State Touchstone Kids Count 2008 Data Book.

<http://www.ccf.state.ny.us/Initiatives/KidsCountRelate/kcResources/2008DataBookPDFS/2008DataBookFull.pdf>. Accessed May 5, 2009.

¹¹ New York State Department of Health. "Asthma Information."
<http://www.health.state.ny.us/diseases/asthma/index.htm>. Accessed May 5, 2009.

¹² American Lung Association. "Childhood Asthma Overview."
<http://www.lungusa.org/site/c.dvLUK9O0E/b.22782/>. Accessed May 5, 2009.

¹³ Geneva Head Start. 400 W North St Geneva, NY 14456. 315-781-4104.

¹⁴ U.S. 2000 Census.

¹⁵ Inflation adjustments made using the U.S. Bureau of Labor Statistics calculator:
<http://data.bls.gov/cgi-bin/cpicalc.pl>. Accessed April 18, 2009.

-
- ¹⁶ U.S. Census Bureau, Small Area Income and Poverty Estimates.
<http://www.census.gov/did/www/saipe/data/schools/data/index.html>.
- ¹⁷ Ontario County Department of Social Services, Temporary Assistance Department. (585) 396-4075.
- ¹⁸ New York State Office of Temporary and Disability Assistance. "Temporary and Disability Assistance Statistics." January 2009. <http://www.otda.state.ny.us/main/bdma/>. Accessed May 10, 2009.
- ¹⁹ 2000 Census.
(3,125 children and 1,506 households with children in Geneva; 24,616 children and 12,881 households with children in Ontario County; 4,463,278 children and 2,231,381 households with children in New York State)
- Census 2000 Summary File 3 – Sample Data, Table P10: Household Size by Household Type by Presence of Own Children <18 Years. <http://factfinder.census.gov>. Accessed May 10, 2009.
- Additional New York State information: <http://quickfacts.census.gov/qfd/states/36000.html>. Accessed May 10, 2009.
- ²⁰ Ontario County Department of Social Services, Temporary Assistance Department. (585) 396-4075.
- ²¹ Foodlink Inc. – Quality and Compliance Coordinator. "Program Meal Stats" (585) 328-3380.
<http://www.foodlinkny.org/> Accessed May 5, 2009.
- ²² Foodlink LifeLine. (585) 275-5151. <http://www.foodlinkny.org/>. Accessed May 5, 2009.
- ²³ St. Peter's Church. 151 Genesee St, Geneva NY 14456. 315-789-4910.
stpeters@stpetersgeneva.us. Accessed May 5, 2009.
- ²⁴ AIDS Rochester Geneva. (315) 781-6303. http://www.aidsrochester.org/client_nutritional.htm. Accessed May 5, 2009.
- ²⁵ Geneva Housing Authority - Lewis Street Commons. 41 Lewis Street Geneva, NY 14456. (315) 789-8010.
- ²⁶ Geneva City School District Superintendent's Office. (315) 781-0306.
- ²⁷ New York State Education Department. Child Nutrition Management System. "Eligibilities to Enrollment Report." http://portal.nysed.gov/pls/cn_port/mel3_pkg.elig_enroll_query. Accessed May 6, 2009.
- ²⁸ Catholic Charities of the Finger Lakes. 315-789-2686.
- ²⁹ Boys & Girls Clubs of Geneva. 1 Goodman Street Geneva, NY 14456. 315-781-2345.
- ³⁰ Census 1990 Summary File 3 – Sample Data, Table P074: Presence and Age of Children by Employment Status of Parents.
http://factfinder.census.gov/servlet/DatasetMainPageServlet?_program=DEC&_submenuId=&_lang=en&_ts=. Accessed May 7, 2009.
- Census 1990 Summary File 3 – Sample Data, Table P013: Age.
http://factfinder.census.gov/servlet/DatasetMainPageServlet?_program=DEC&_submenuId=&_lang=en&_ts=. Accessed May 7, 2009. (For percentage calculations)

³¹ Census 2000 Summary File 4 – Sample Data, Table PCT10: Household Size by Household Type by Presence of Own Children Under 18 Years.
http://factfinder.census.gov/servlet/DTTable?_bm=y&-state=dt&-context=dt&-ds_name=DEC_2000_SF4_U&-CONTEXT=dt&-mt_name=DEC_2000_SF4_U_PCT010&-tree_id=404&-redoLog=true&-all_geo_types=N&-caller=geoselect&-geo_id=06000US3606928640&-geo_id=NBSP&-search_results=01000US&-format=&-lang=en. Accessed May 4, 2009.

Census 2000 Summary File 3 – Sample Data, Table P46: Age of Own Children Under 18 Years in Families and Subfamilies by Living Arrangements by Employment Status of Parents.
http://factfinder.census.gov/servlet/DTTable?_bm=y&-state=dt&-context=dt&-ds_name=DEC_2000_SF3_U&-CONTEXT=dt&-mt_name=DEC_2000_SF3_U_P046&-tree_id=404&-redoLog=true&-all_geo_types=N&-caller=geoselect&-geo_id=06000US3606928640&-geo_id=NBSP&-search_results=01000US&-format=&-lang=en. Accessed May 4, 2009.

³² Geneva City Housing Authority. 41 Lewis Street, Geneva, NY 14456. 315-789-8010.

³³ Ontario County Department of Social Services. 3010 County Complex Drive
Canandaigua, NY 14424.

³⁴ Geneva City Police Department. 255 Exchange Street Geneva, New York 14456.
(315) 789-1111.

³⁵ Geneva City Police Department. 255 Exchange Street Geneva, New York 14456.
(315) 789-1111.

³⁶ Finger Lakes Health. 196 North Street, Geneva, NY 14456. 315-787-4000.

³⁷ NYS Dept. of Health, Bureau of Biometrics and Health Statistics. 800 North Pearl
St. Albany, NY 12204. (518) 474-3189.

³⁸ Ontario County Public Health Children with Special Needs. 3019 County Complex Drive,
Canandaigua, NY 1442. 585-396-4546.
http://www.ontariocountypublichealth.com/early_intervention.html. Accessed May 5, 2009.

³⁹ Geneva City School District. (315) 781-4126.

⁴⁰ *The New York State School Report Card Fiscal Accountability Supplement for Geneva City
School District.* <http://emsc.nysed.gov/irts/reportcard/2008/supplement/430700010000.pdf>
Accessed May 5, 2009.

⁴¹ Child & Family Resources, Inc. 100 East Main Street Penn Yan, NY. (315) 536-1134.

⁴² New York State Testing and Accountability Reporting Tool (NYSTART). Geneva City
School District – Individual Schools Accountability and Overview Reports.
<https://www.nystart.gov/publicweb/District.do?year=2007&county=ONTARIO&district=430700010000>. Accessed May 5, 2009.

⁴³ Geneva City School District. 315-781-0495.

⁴⁴ New York State Education Department. *Accountability and Overview Report.* www.nystart.org.
Accessed May 5, 2009.

⁴⁵ New York State Education Department. “Graduation Rates: Students Who Started 9th Grade In 2001, 2002 and 2003 and 2006-07 Regents Examination Results.”
<http://www.oms.nysed.gov/press/documents/Gradrates06-07FINAL.ppt#269.1> Accessed May 3, 2009.

⁴⁶ *Success for Geneva’s Children* Board of Directors.

⁴⁷ *Success for Geneva’s Children* Board of Directors.

⁴⁸ Geneva City School District Superintendent’s Office. (315) 781-0306.

Key Findings

- **Nearly 1 in 4 children in Geneva is poor.**
- **Four-year high school graduation rates have declined dramatically over the past four school years.**
- **Over half of Geneva City School District children receive free or reduced price lunches.**
- **Nearly 1 in 4 new mothers in Geneva do not have a high school degree.**
- **The percentage of children born in Geneva with low birth weight is nearly 150% that of the rest of the county.**
- **The percentage of 4th and 8th grade students in Geneva meeting standards in ELA both increased between the 2005-2006 and 2006-2007 school years.**
- **Geneva's 8th graders increased 8 percentage points in math between the 2005-2006 and 2006-2007 school years.**
- **The number of domestic violence reports in Geneva in 2008 is the highest in eight years.**

Board of Directors

<u>Name</u>	<u>Affiliation</u>
Rev. Jim Gerling, President	The Presbyterian Church in Geneva
Debbie Bunce, Treasurer	Geneva Lakefront Childcare Center
Jackie Augustine	Geneva City Council, 1 st Ward
Lara Chatel Turbide	Finger Lakes Health
John Cromartie	Finger Lakes Community College
Patty D'Amico	Ontario County Youth Bureau
Katie Flowers	Hobart and William Smith Colleges
Jane Gerling	Geneva Head Start
Dr. Jane McCaffrey	Medical Associates of the Finger Lakes
Julie McCoy	Child and Family Resources, Inc.
Jermaine Phillip	Boys and Girls Club of Geneva
Eileen Tiberio	Ontario County Dept. of Social Services
Janelle Toner	Geneva Recreation Department
Dr. Bob Young	Geneva City School District
Margaret Wiant	Finger Lakes Visiting Nurse Service
Ryan Kincaid	Student Rep. - HWS

Success for Geneva's Children
41 Lewis Street, Suite 103
Geneva, NY 14456

Stu Einstein, Executive Director
315-523-1342
stuemc2@aol.com

Watch for updates at <http://health.groups.yahoo.com/group/OCHSN/>



Success for Geneva's Children is grateful to our funders -
without their support, this report would not have been possible.

Cover artwork by Jania and Tatiana
Art Director: Swigg